

1



●	240	3
●	233	3
●	227	4



225
218
212

PRO'S TIPS:

An intimidating opening tee shot that should be aimed at the left edge of the green as the natural contours will take your ball to the right.

Green Details



2



●	378	4
●	371	4
●	356	4



PRO'S TIPS:

Aim your tee shot just right of the marker pole as there is more room right than left. The second needs to be pitched all the way as there is a swale just in front of the entrance. In summer consider dropping the ball in the swale and letting it release onto the green.

Green Details



3



● 443	4
● 422	4
● 390	4

PRO'S TIPS:

Aim just right of the marker post as the ground falls to the left. Play your second to favour the right as this is not a green to miss on the left. The green is below you so choose your club carefully.

250
229
197

Green Details



4



●	170	3
●	159	3
●	153	3

157
146
140

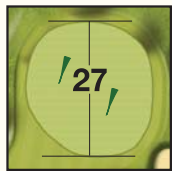
OoB

OoB

PRO'S TIPS:

Club selection is key here to carry the ball below the hole for an easier uphill putt. If in doubt better more club than too little.

Green Details



5



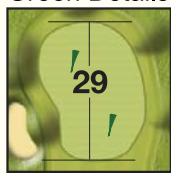
●	556	5
●	531	5
●	476	5

PRO'S TIPS:

Play your drive just right of the marker post and then your second at the right side of the fairway as the contours will take the ball to the left. The approach shot is uphill so choose your club carefully to leave an uphill putt on the green that slopes steeply from back to front.



Green Details



6



●	489	4
●	479	4
●	457	5



PRO'S TIPS:

A tough hole but if you get a good drive away favouring the right side of the fairway then the next shot is all downhill. The second too should favour the right portion of the fairway or green as the natural contours will take you left on pitching. A par here is always a good score.

Green Details



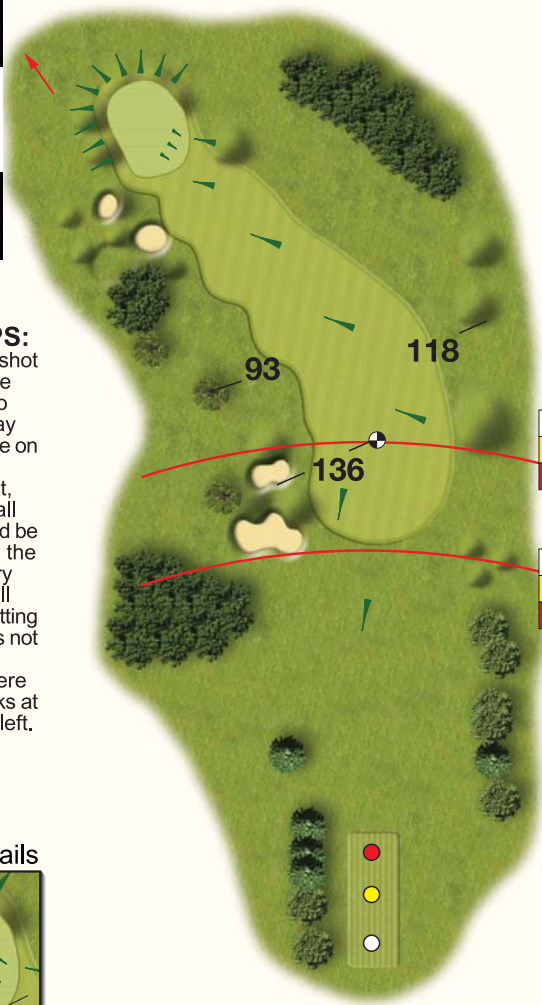
7



●	345	4
●	325	4
●	316	4

PRO'S TIPS:

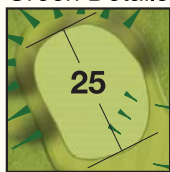
Play your tee shot just right of the marker post to keep well away from the trouble on the left. The approach shot, unless flown all the way, should be played well to the right and in dry conditions well short of the putting surface - this is not a green to go through as there are steep banks at the back and left.



208
188
179

172
152
143

Green Details

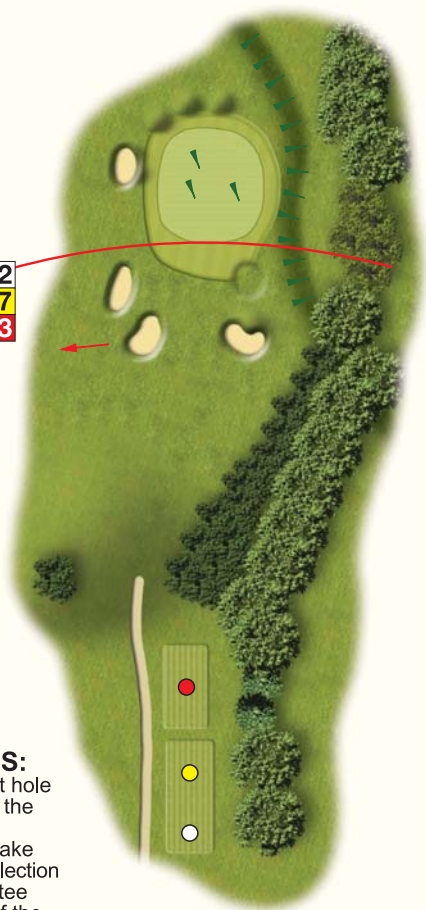


8



●	166	3
●	151	3
●	127	3

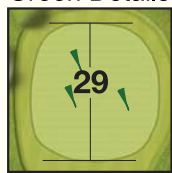
152
137
113



PRO'S TIPS:

A testing short hole where right of the green is best avoided. So take care in club selection and aim your tee shot just left of the pin - better to take too much club than too little here as most of the trouble is short.

Green Details



9



●	389	4
●	375	4
●	357	4

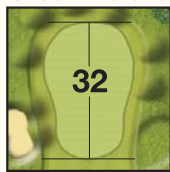
PRO'S TIPS:

Drive favouring the left side of the fairway and then you will have a straightforward second, slightly uphill to the green. The green itself is long so be sure to take enough club for your approach especially when the pin is at the back.



223
209
191

Green Details



10



●	296	4
●	284	4
●	273	4



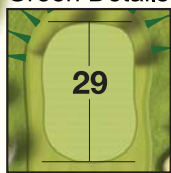
282
270
259

247
235
224

PRO'S TIPS:

Long hitters may have a go here but the percentage play is to take a club from the tee to put your ball 220 yards up the fairway from where you will have a pitch up to the green and a good chance of a birdie.

Green Details



13



●	321	4
●	301	4
●	296	4

186
166
159

168
148
146

□ 150

101

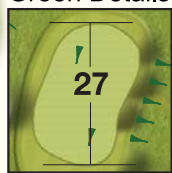
138

153

PRO'S TIPS:

Another testing hole where the tee shot should be aimed to favour the left side, as the fairway slopes steeply from left to right. The approach shot must be accurate to avoid the troubles and ideally leaves your ball below the hole for an easier uphill putt.

Green Details



14



●	522	5
●	515	5
●	461	5



250
243
189

PRO'S TIPS:

The ideal drive here is down the left side followed by a second shot that too favours the left side of the fairway. The approach must be played with care as this green slopes gently away from you - although ideally you want to be past the pin with your shot to have an easier putt back up hill you do not want to go through this green with the steep fall off at the back.

Green Details



15

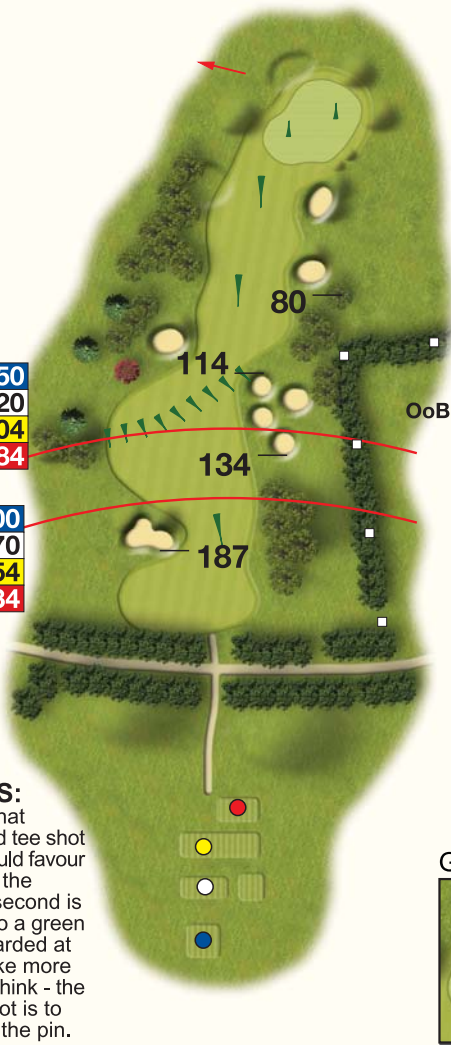


●	378	4
●	348	4
●	332	4
●	312	4



PRO'S TIPS:

A tough hole that requires a good tee shot that ideally should favour the left side of the fairway. The second is steeply uphill to a green that is well guarded at the front so take more club than you think - the percentage shot is to aim just left of the pin.



Green Details



16



●	328	4
●	318	4
●	299	4

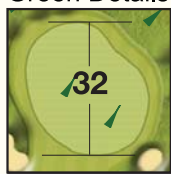
225
215
196

PRO'S TIPS:

Not a long hole but one that demands your full attention. Long hitters may elect to leave the driver in the bag as hitting the fairway is the key here. Then you will have a simple approach but the green slopes slightly away from you so in dry conditions you may elect to play for the front of this long green and let the ball release down to the hole.



Green Details



17



●	173	3
●	161	3
●	139	3



159
147
125

PRO'S TIPS:

The golden rule here is not to under club as most of the trouble is at the front of the green.

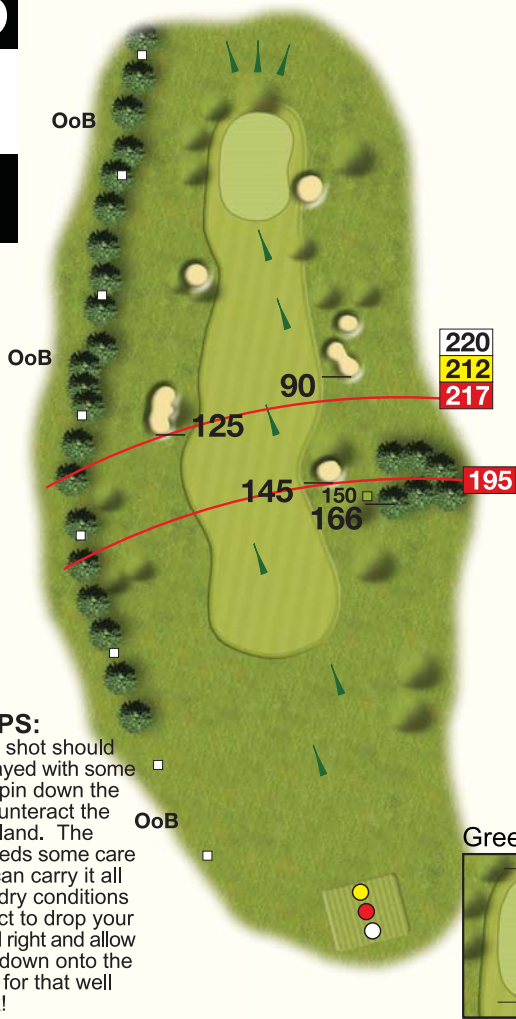
Green Details



18



●	341	4
●	333	4
●	338	4



PRO'S TIPS:

The final tee shot should ideally be played with some left to right spin down the middle to counteract the slope of the land. The approach needs some care unless you can carry it all the way - in dry conditions you may elect to drop your ball short and right and allow it to release down onto the green. Now for that well earned drink!